

Menu

Overview

Insight

HR Dashboard

Overview

Total Employees

1.470

Male

882

60 %

Female

588

40 %

Due for promotion

72

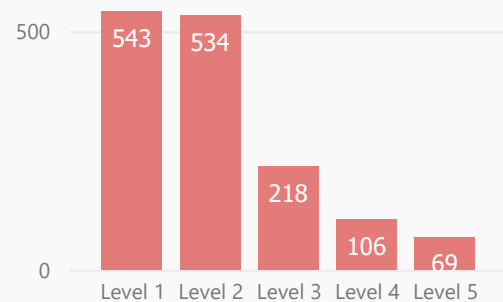
4,9 %

Not due for promotion

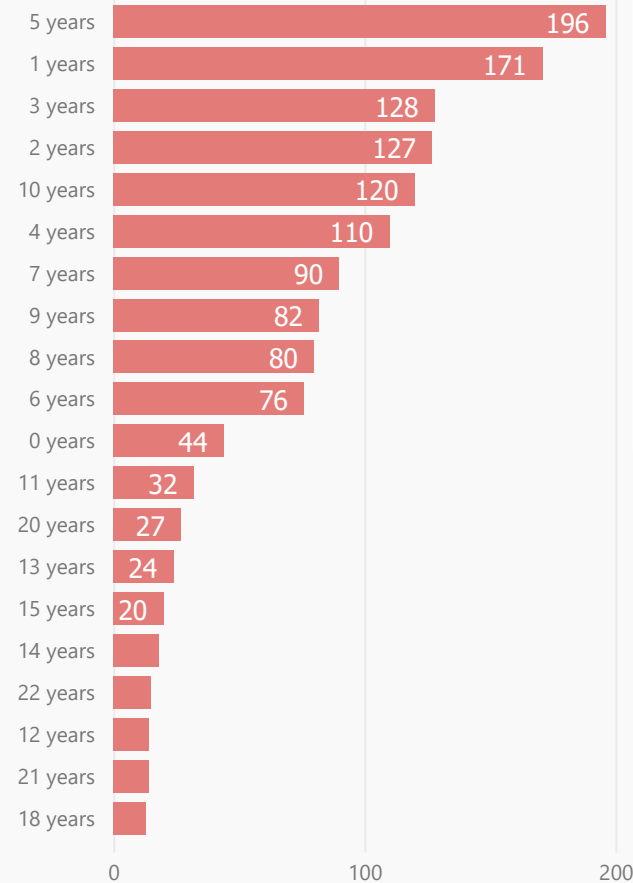
1.398

95,1 %

Total Employee by Job Levels



Total Employee by Service year



On service

1.353

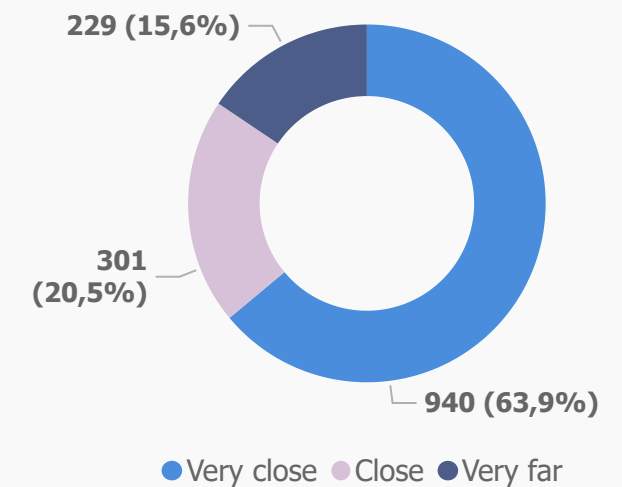
92,0 %

Due for Layoff

117

8,0 %

Total Employee by Distance to work



Menu

Overview

Insight

HR Dashboard

Insight

Total Employees

1.470

Male



882

60 %

Female



588

40 %

Gender

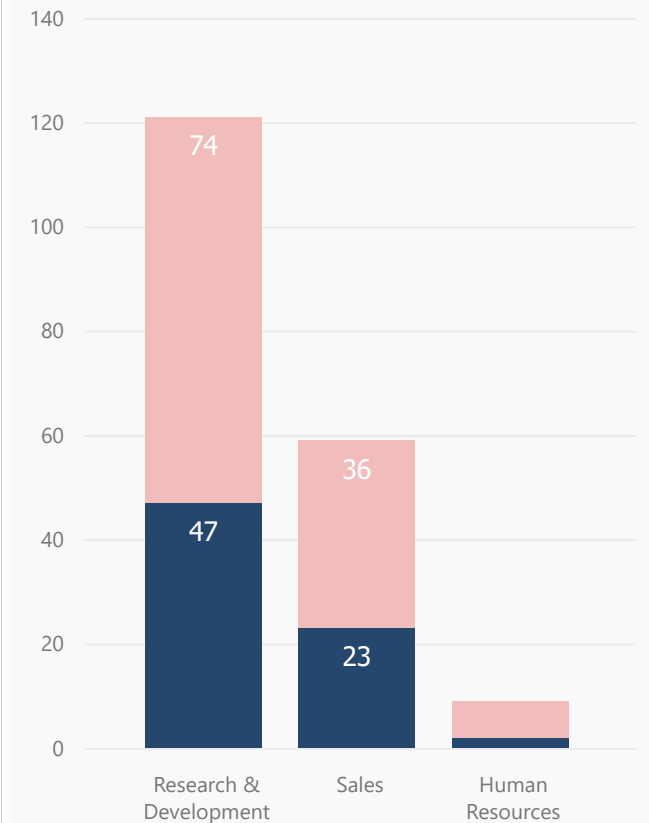
Female

Male

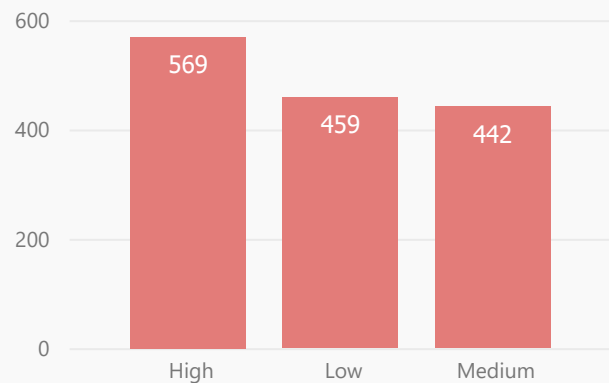
JobRole	Total Employee	Due for promotion	Due for Layoff
Sales Representative	83	0	0
Sales Executive	326	16	20
Research Scientist	292	3	5
Research Director	80	8	20
Manufacturing Director	145	4	9
Manager	102	22	44
Total	1.470	72	117

Due for promotion and due for layoff by department

● Due for promotion ● Due for Layoff



Total Employee by Job satisfaction



Total Employee by Over Time

